



Ohio State Highway Patrol

Office of Planning & Finance – Statistical Analysis Unit

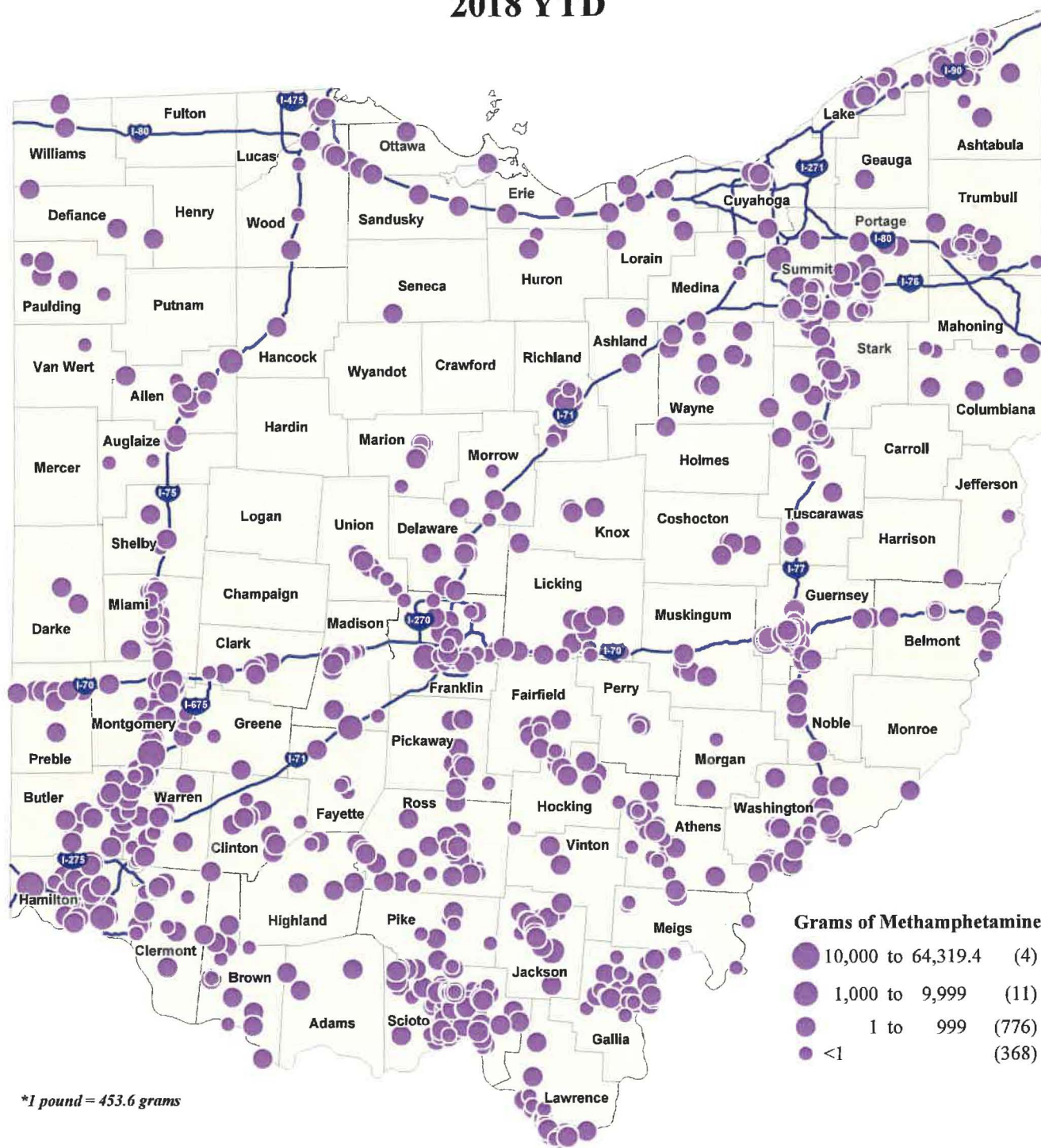


OSHP Contraband Seizures, 2010 – 2018 YTD

Contraband		2010	2011	2012	2013	2014	2015	2016	2017	2018 YTD	Total
Marijuana		1,993	2,840	6,476	1,966	5,817	2,925	3,616	5,455	4,551	35,641
Methamphetamine		14.8	0.2	7.8	23.8	11.9	7.1	94.0	145.0	457.9	763
Heroin		18	35	77	101	31	41	173	166	264	905
Fentanyl		---	---	---	0.02	0.5	0.2	7.1	72.4	108.9	189
Cocaine		109	568	122	227	56	324	550	262	465	2,682
Crack		5.1	3.8	5.0	4.5	3.8	4.3	5.1	6.5	4.2	42
Prescription Pills	Opiates	28,260	38,089	39,943	54,257	37,930	34,236	64,462	31,122	18,936	347,235
	Stimulants	1,998	1,998	5,820	4,305	4,596	2,491	2,799	3,110	4,438	31,555
	Depressants	7,105	9,199	8,752	9,796	10,312	8,835	13,824	11,117	6,353	85,292
	Hallucinogens	566	1,153	465	3,754	262	199	149	10,069	587	17,202
	Other Pills	4,612	5,747	7,948	3,801	5,040	6,028	6,516	8,311	5,876	53,879
OSHP Drug Violations		5,665	6,164	7,644	9,630	11,156	12,392	13,341	16,663	15,647	98,302
OSHP Weapons Violations		332	362	395	572	494	556	727	970	983	5,391

Sources: OSHP Case Management System; SAU Pill Seizure Database; OSHP Computer-Aided Dispatch (CAD) System; OSHP PremierOne System. Year-to-date through November 25. Contraband data is provisional as of 11/26/2018. All narcotic weights are in **pounds**, except for prescription pills (dosage units). "Marijuana" includes marijuana plants that have been converted to 448 grams based on average domestic plant yields reported by the Drug Enforcement Administration (June 1992). "Opiates" includes Oxycodone/Oxycontin, Hydrocodone, Opana, Vicodin, Percocet, Suboxone, etc.; "Stimulants" includes Pseudoephedrine, Adderall, Amphetamines, etc.; "Depressants" includes Alprazolam, Xanax, Clonazepam, Diazepam, Valium, Carisoprodol, etc.; "Hallucinogens" includes Ecstasy, etc. "Other Pills" includes all other scheduled and non-scheduled prescription as well as over-the-counter pills. Weight conversions and rounding may cause minor discrepancies in the data. Totals for contraband seized reflect only the major drug categories included in this report. There are additional (non-pill) drug types captured in the OSHP Case Management System. Only one drug category per substance is reported in the case management system. Substances may contain drugs from multiple categories. Prior to 2013, fentanyl was not a separate drug category in the case management system.

Ohio State Highway Patrol Seized Methamphetamine in Grams 2018 YTD



Grams of Methamphetamine

- 10,000 to 64,319.4 (4)
- 1,000 to 9,999 (11)
- 1 to 999 (776)
- <1 (368)



Data Source: OSHP Case Management System;
OSHP Computer-Aided Dispatch (CAD) System
Map Design and Layout: OSHP Statistical Analysis Unit
Ohio State Highway Patrol
November 27, 2018





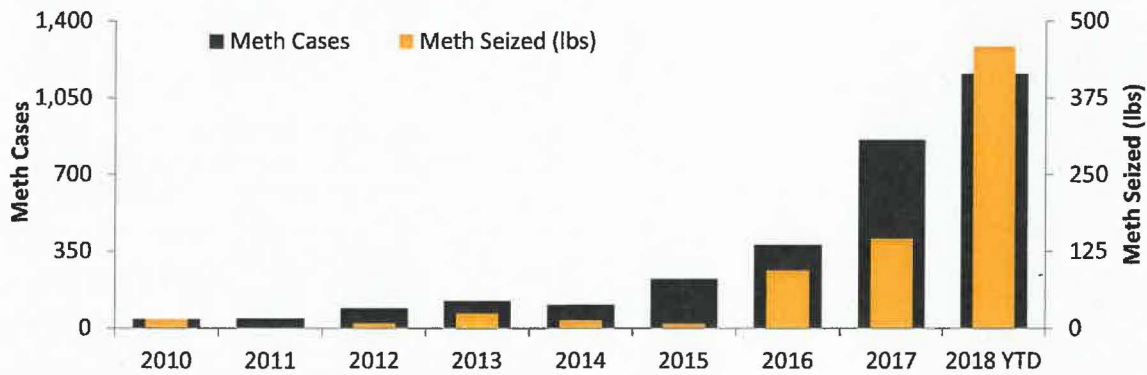
Ohio State Highway Patrol

Office of Planning & Finance – Statistical Analysis Unit



OSHP Methamphetamine Overview

OSHP Methamphetamine Seizures, 2010-2018 YTD

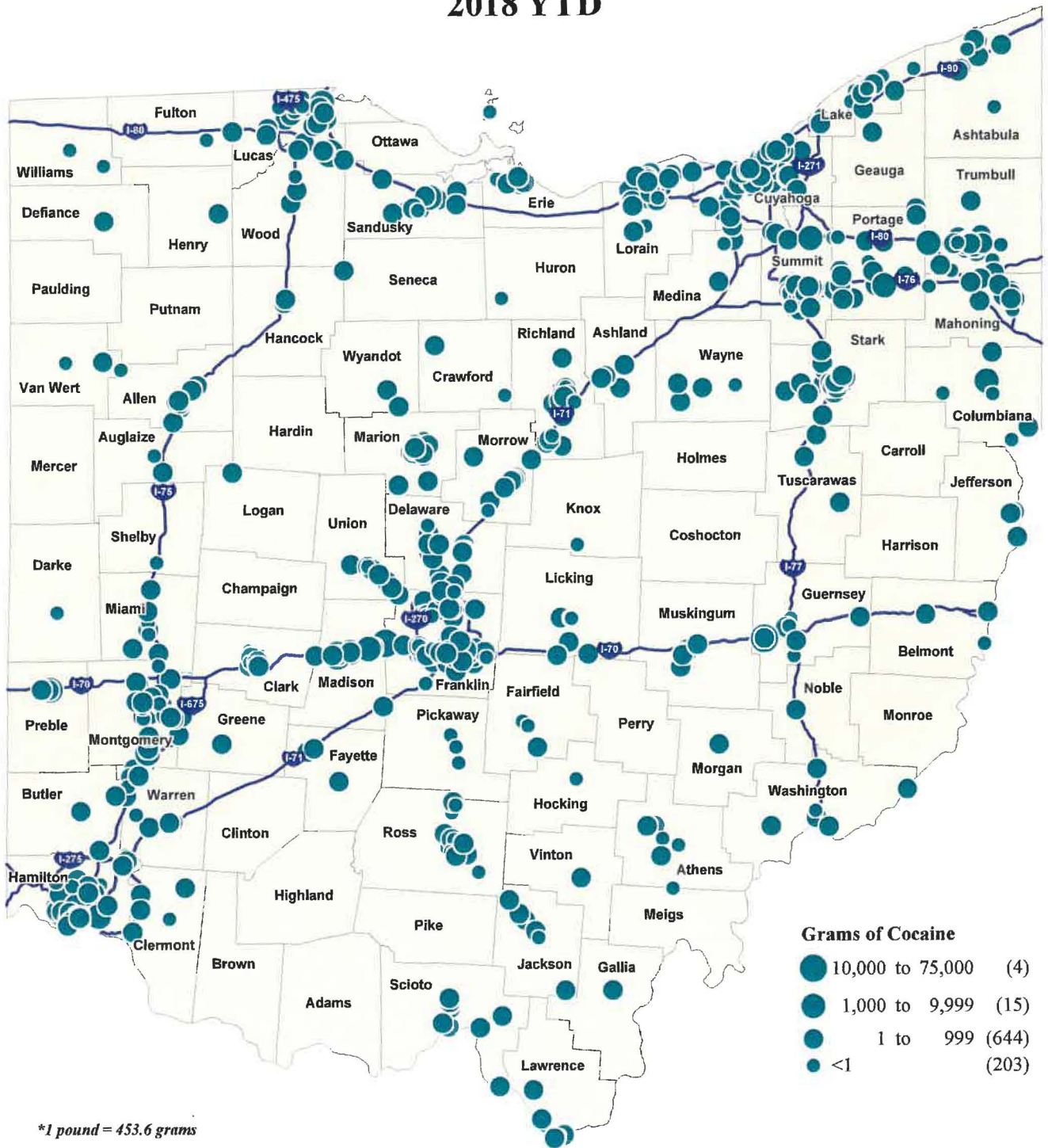


Methamphetamine	2010	2011	2012	2013	2014	2015	2016	2017	2018 YTD
Cases	42	45	91	124	107	225	380	858	1,159
Amount (lbs)	14.8	0.2	7.8	23.8	11.9	7.1	94.0	145.0	457.9

Source: OSHP Case Management System. Year-to-date through November 25. Data is provisional as of 11/26/2018. Rounding may cause minor discrepancies in the data.

- In 2018 YTD, OSHP initiated 1,159 methamphetamine cases. This is a 49% increase from 2017 YTD (780 cases) and a 166% increase from the previous three year-to-date average (2015 YTD – 2017 YTD; avg. 436 methamphetamine cases). The number of methamphetamine cases increased each year since 2014.
- From 2010 to 2018 YTD, OSHP seized 763 pounds of methamphetamine. In 2018 YTD, troopers seized 458 pounds of methamphetamine, a 222% increase from 2017 YTD (142 pounds).
- From 2010 to 2018 YTD, Montgomery (196 pounds) and Hamilton Counties (170 pounds) led the state in amount of methamphetamine seized by OSHP officers (48%; 367 pounds). Scioto (262), Summit (196), and Warren Counties (147) had the highest number of methamphetamine cases during this time.

Ohio State Highway Patrol Seized Cocaine in Grams 2018 YTD



*1 pound = 453.6 grams



Data Source: OSHP Case Management System;
OSHP Computer-Aided Dispatch (CAD) System
Map Design and Layout: OSHP Statistical Analysis Unit
Ohio State Highway Patrol
November 27, 2018





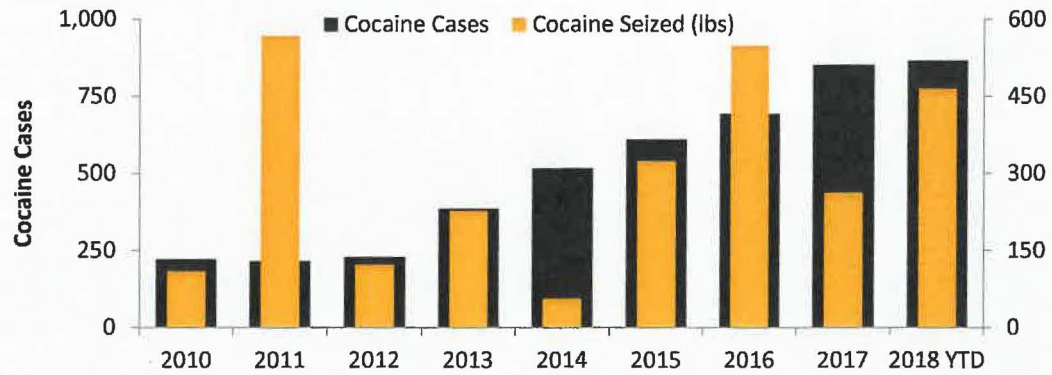
Ohio State Highway Patrol

Office of Planning & Finance – Statistical Analysis Unit



OSHP Cocaine Overview

OSHP Cocaine Seizures, 2010-2018 YTD



Cocaine	2010	2011	2012	2013	2014	2015	2016	2017	2018 YTD
Cases	223	216	230	386	518	611	694	853	866
Amount (lbs)	109	568	122	227	56	324	550	262	465

Source: OSHP Case Management System. Year-to-date through November 25. Data is provisional as of 11/26/2018. Rounding may cause minor discrepancies in the data.

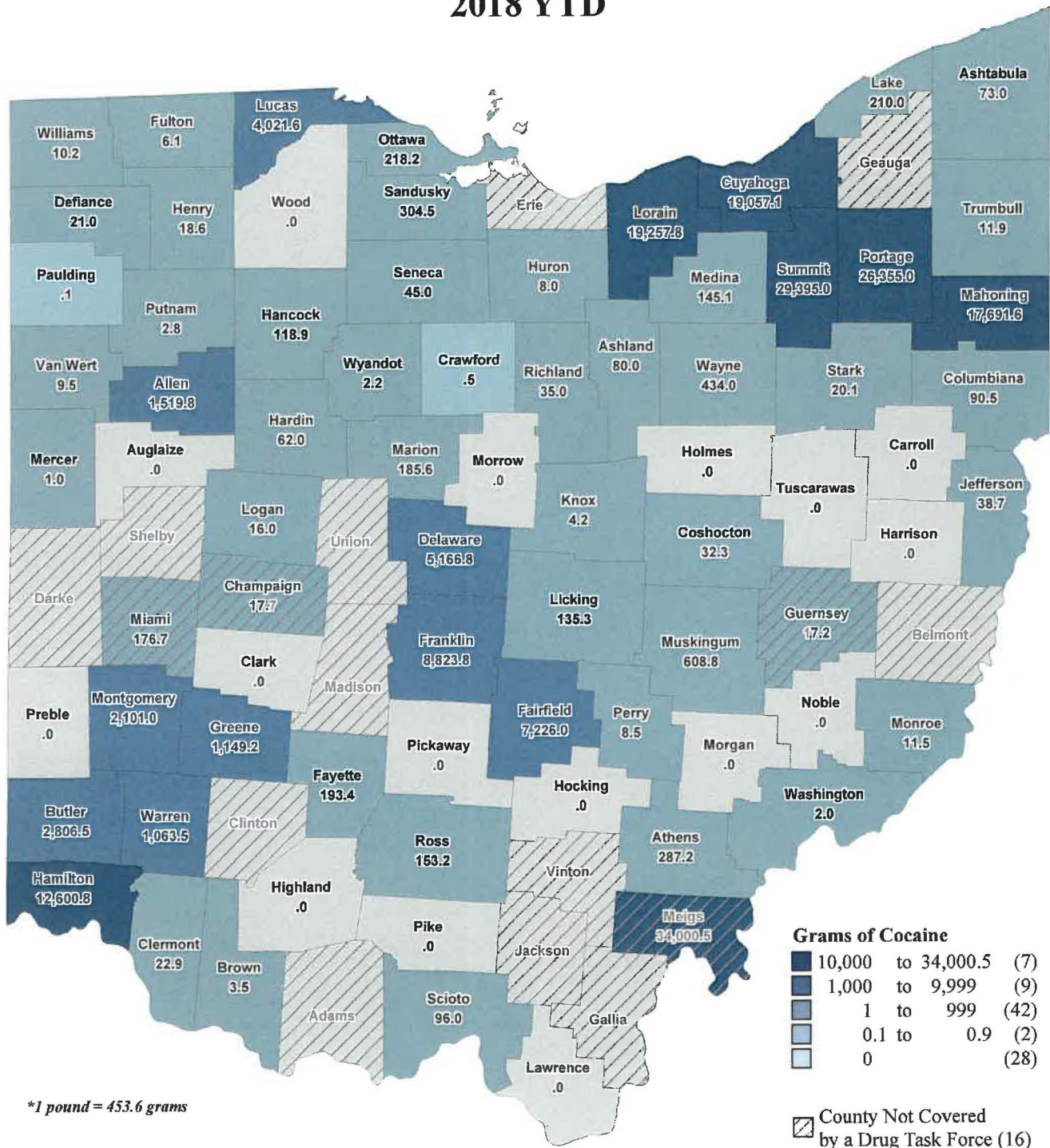
- In 2018 YTD, OSHP initiated 866 cocaine cases. This is a 10% increase from 2017 YTD (785 cases) and a 31% increase from the previous three year-to-date average (2015 YTD – 2017 YTD; avg. 662 cocaine cases). The number of cocaine cases increased each year since 2012.
- From 2010 to 2018 YTD, OSHP seized 2,682 pounds of cocaine. In 2018 YTD, troopers seized 465 pounds of cocaine, an 80% increase from 2017 YTD (258 pounds).
- From 2010 to 2018 YTD, Lucas (557 pounds), Wood (366 pounds) and Cuyahoga Counties (263 pounds) led the state in amount of cocaine seized by OSHP officers (44%; 1,185 pounds). Franklin (428), Cuyahoga (352), and Stark Counties (232) had the highest number of cocaine cases during this time.

Ohio Drug Task Force Activity Summary

January 1, 2018 – November 27, 2018

New Cases	7,637
Search Warrants	3,013
Federal Indictments	224
Non Federal Indictments	4,619
Total People Indicted	5,589
Total Clan Labs	128
Rx Cases	412
Times Naloxone Administered	537
Naloxone Survival Count	515
Non-Rx Confiscated Drugs	
Cocaine	432 Pounds
Crack	83 Pounds
Ecstasy	29 Pounds
Fentanyl/Mix/Analog	112 Pounds
Heroin	117 Pounds
Marijuana Plants	12,668 Plants
Marijuana	3,419 Pounds
Methamphetamine	941 Pounds

Ohio Drug Task Forces Seized Cocaine in Grams 2018 YTD



*1 pound = 453.6 grams



Data Source: Ohio Drug Task Forces; EPIC Data
Map Design and Layout: OSHP Statistical Analysis Unit
Ohio Department of Public Safety
November 6, 2018



